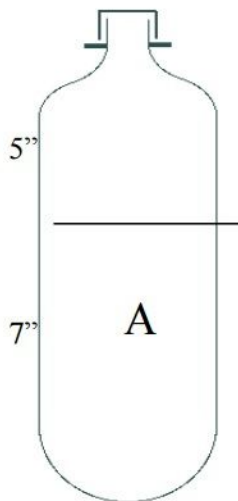


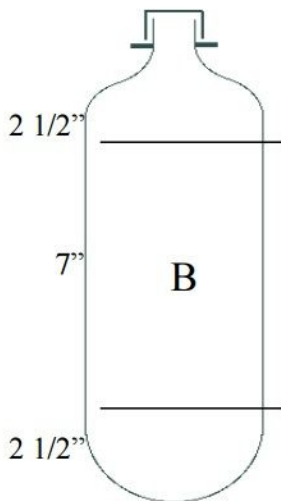
Dear Parents,

The fourth grade students will be making Ecocolumns in Science. To do so, each student needs to collect **3 clear plastic, 2-liter bottles**. The bottles need to be cut according to the instructions below and brought in by Friday, September 25. **Coca-Cola has changed their bottles, and they WILL NOT work for Ecocolumns.** Pepsi and local pop products are the style that work best. Bottle Instructions:

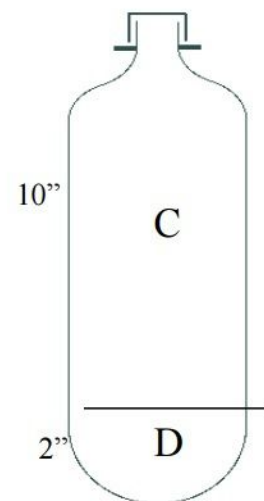
Use the inches guide to help you mark lines on the bottles. Then cut the bottles where the lines are marked. Making an incision with a scalpel or knife and then cutting with scissors works well. **Bring the parts LABELED A, B, C and D** on the diagram to school. Also, leave the cap on that goes with part C.



2-Liter Plastic Beverage Bottle



2-Liter Plastic Beverage Bottle



2-Liter Plastic Beverage Bottle

Please place the 4 items in a plastic grocery bag with your child's name on it. Thank you for your help with this project!

The Fourth Grade Teachers